

MRT55.18

Thyristors module

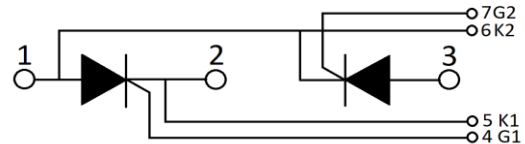
Features:

- International standard package
- High surge capability
- Glass passivated chip
- Simple mounting
- UL recognized, file no. E312789



Typical applications:

- Power converters
- Lighting control
- AC/DC motor control and drives
- Heat and temperature control



Symbol	Characteristics	Test Conditions	Value			Unit
			Min	Typ	Max	
$V_{RSM/DSM}$	Non-repetitive reverse/forward blocking voltage	$T_j = 25^\circ\text{C}$			1900	V
$V_{RRM/DRM}$	Repetitive reverse/forward blocking voltage	$T_j = 25^\circ\text{C}$			1800	V
$I_{T(AV)}$	Mean on-state current	180° half sine wave 50Hz			55	A
$I_{T(RMS)}$	RMS on-state current	$T_c = 85^\circ\text{C}$			86	A
I_{RRM} I_{DRM}	Repetitive peak current	at V_{DRM}/V_{RRM} $T_j = 125^\circ\text{C}$			10	mA
I_{TSM}	Surge non repetitive current	10ms half sine wave $T_j = 45^\circ\text{C}$			1400	A
$I^2 t$	$I^2 t$ for fusing coordination	10ms half sine wave $V_R = 60\% V_{RRM}$ $T_j = 45^\circ\text{C}$			9800	A ² s
V_{TO}	Threshold voltage	$T_j = 125^\circ\text{C}$			0.85	V
r_T	On-state slope resistance	$T_j = 125^\circ\text{C}$			3.50	mΩ
V_{TM}	Peak on-state voltage	$T_j = 25^\circ\text{C}$; $I_T = 165\text{A}$			1.60	V
dv/dt	Critical rate of rise of off-state voltage	$V_{DM} = 67\% V_{DRM}$, $T_j = 125^\circ\text{C}$, linear voltage rise			500	V/μs
di/dt	Critical rate of rise of off-state current	$T_j = 125^\circ\text{C}$, Gate source 1,5A, $T_r < 0,5\mu\text{s}$ Repetitive			150	A/μs
I_{GT}	Gate trigger current	$V_D = 6\text{V}$, $T_j = 25^\circ\text{C}$	20		150	mA
V_{GT}	Gate trigger voltage		0.70		1.80	V
I_H	Holding current		20		150	mA
V_{GD}	Non-trigger gate voltage	$V_{DM} = 67\% V_{DRM}$, $T_j = 125^\circ\text{C}$			0.25	V
$R_{th(j-c)}$	Thermal resistance junction to case	Single side cooled per chip			0.65	°C/W
$R_{th(c-s)}$	Thermal resistance case to sink	Single side cooled per chip			0.20	°C/W
V_{ISO}	Isolation voltage	50Hz, RMS, $t = 1\text{min}$, $I_{ISO} : 1\text{mA (MAX)}$		2500		V
F_M	Mounting torque - copper plate (M6)		4		6	N·m
	Mounting torque - terminal (M5)		2.5		3.5	N·m
T_{stg}	Storage Temperature		-40		125	°C
T_j	Operating Temperature		-40		125	°C
W_t	Weight			120		g
Outline	M01-1					

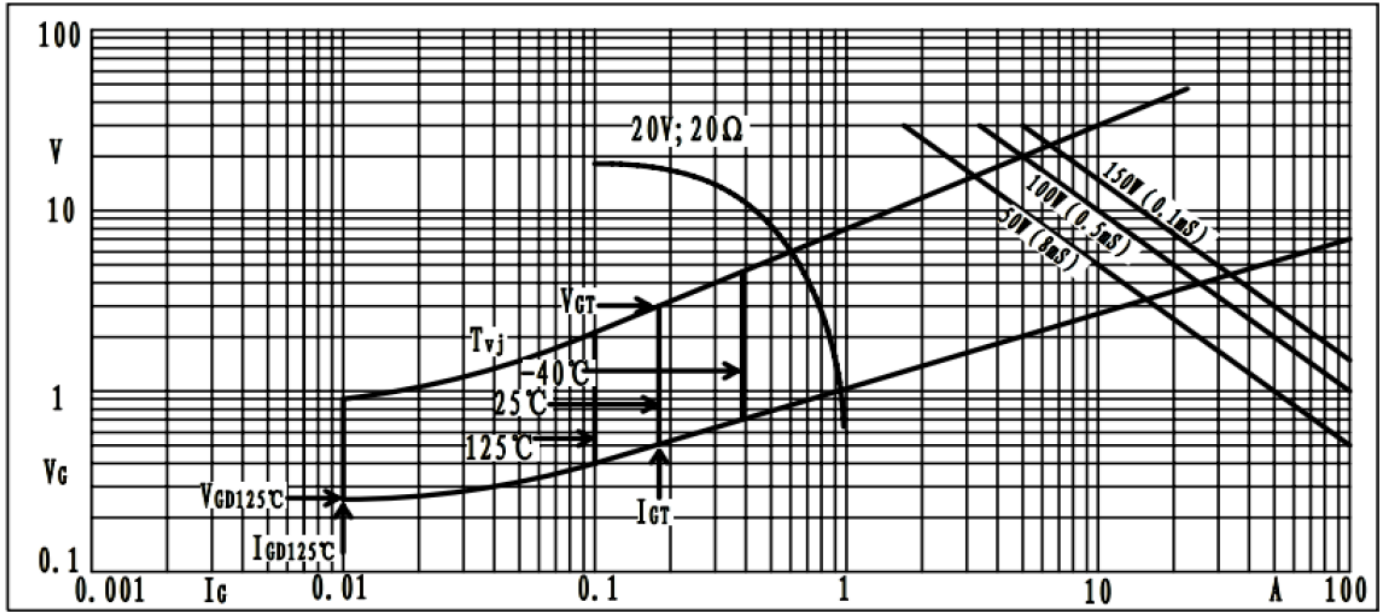


Fig1. Gate trigger characteristics

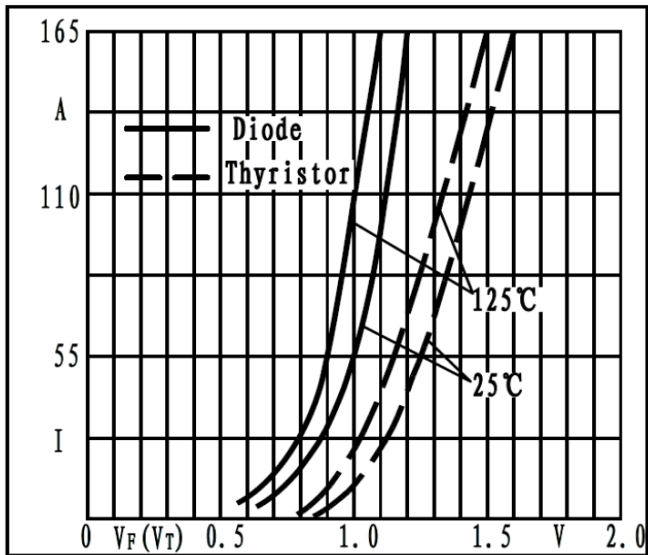


Fig2. Forward characteristics

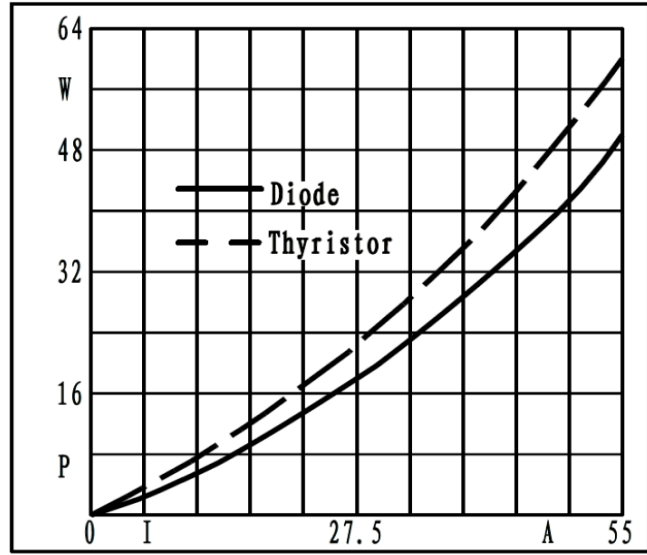


Fig3. Power dissipation

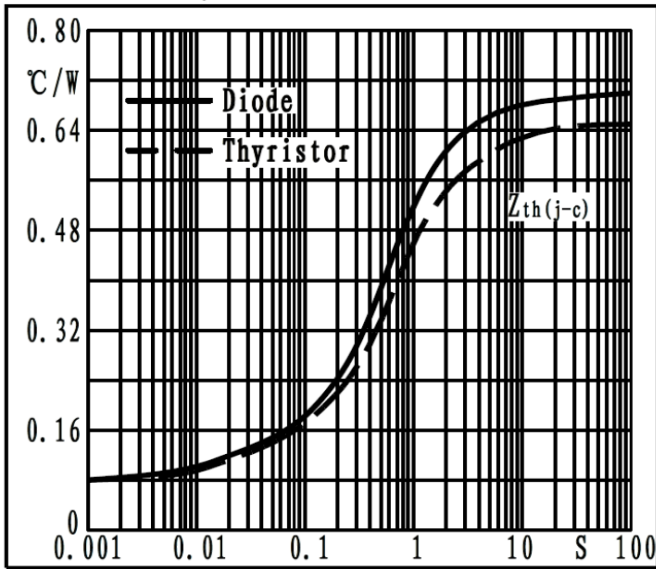


Fig4. Transient thermal impedance

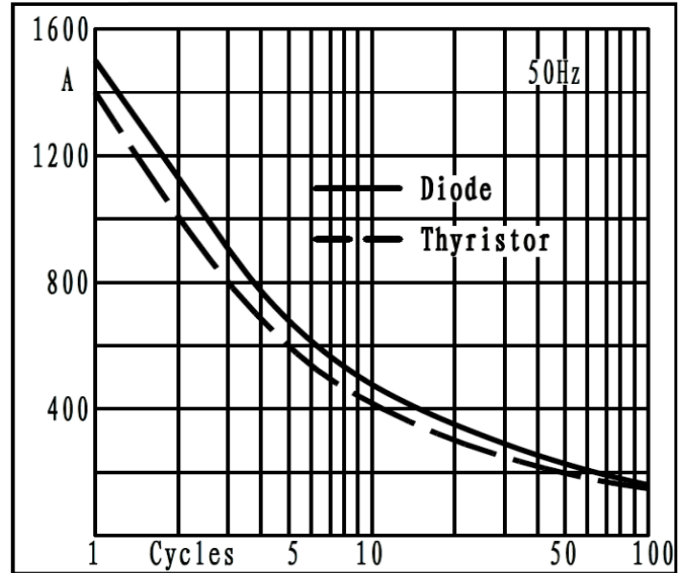


Fig5. Max non-repetitive forward surge current

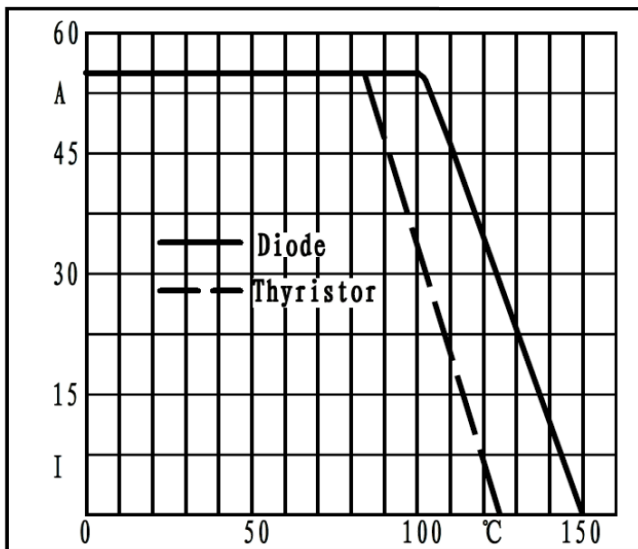
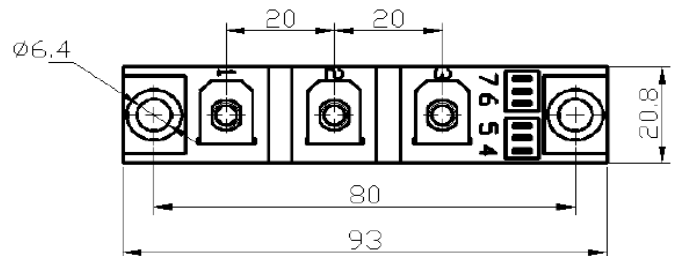
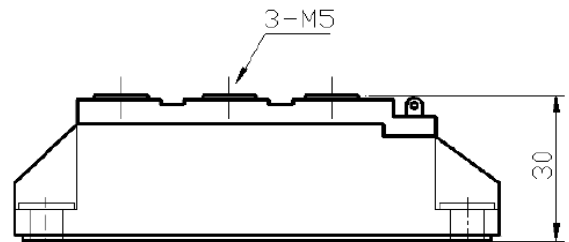


Fig6. Forward current derating curve



(dimensions in mm)

S.CO.M.E.S. Srl

Via Enrico Mattei, 6/8 - 26283 - Castiglione d'Adda (LO) - Italy

Phone: +39 0377 901243 Fax: +39 0377 900206